

WINTER HOLIDAYS

HOME WORK

CLASS II

SESSION: 2023-2024

STUDENT NAME: _____

ROLL NO: _____

Winter Vacation is probably the best time of the year for you all; it's time for loads of fun, though we can't go out but getting pampered to no end and of course bonding with distant cousins can be done virtually.

School is fun too, with learning happening at all times, Winter vacation can also be a time for learning with lots of activities around.

Here are a few tasks for you to complete during the vacation. Do remember to complete the given tasks after reading them carefully.

Some Tips to make this holiday special:

- Have a family dinner every day of the holidays.
- Play board games with your parents and siblings and show them who is the smartest.

Spend some quality time with an elderly person in the family



Some useful tips for winter vacation

Some dos and don'ts during winter vacation:

Do's

- ❖ Eat a nutritious diet with plenty of water. Include citrus fruits (orange, lemon, grapefruit) and vegetables which are rich in vitamin C, vitamin D containing foods (cheese, egg yolks) and zinc-containing foods (legumes, lentils, beans, and nuts).
- ❖ Wash your hands frequently, always with soap and water for at least 20 seconds or frequently use alcohol-based hand rub.
- ❖ Wear warm clothes.
- ❖ Protect yourself and others.
- ❖ Be a leader in keeping yourself, your school, family and community healthy.
- ❖ Cough and sneeze into a tissue or your elbow and avoid touching your face, eyes, mouth and nose.
- ❖ Share what you learn about preventing disease with your family and friends, especially with younger children.



Don'ts:

- ❖ Do not share cups, eating, utensils, food or drinks with others.
- ❖ Do not have close contacts with a sick person.
- ❖ Do not participate in large gatherings.
- ❖ Do not touch your face, nose and eyes without washing hands.
- ❖ Don't dirty your place of living.
- ❖ Don't have junk food.
- ❖ Don't watch too much TV.
- ❖ Don't waste time being lazy.

CLASS II
SUBJECT: ENGLISH

Q.1.

Complete the sentences by dragging and dropping the words from the help box:



happy reading park playing jumping pulling

1. This is a scene of a _____.
2. The children are _____.
3. The girl is _____ a book.
4. One boy is _____ happily.
5. Another boy is _____ the cart.
6. Everybody is looking _____.

Q.2. Look at the picture and fill in the blanks with correct prepositions:-



in between on under in
behind next to

There are many animals _____ the forest.
They are _____ the trees. But there is a fish
_____ the lake. Two ants are walking _____ the
grass. There are birds _____ a nest. A hive is
_____ the nest and a bear. A mouse is sitting
_____ the bear. A deer is hiding _____ the tree.

CLASS II
SUBJECT: MATHS

Q.1. Look at the pictures and prices given below:-



₹250



₹30



₹25



₹5



₹50




₹30



₹150



₹10



₹5

Find the total cost of the things :



+



+



=




+




+



=



+



+



=



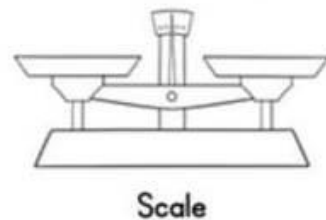
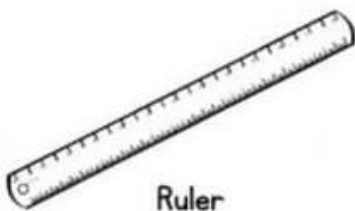
Q.2. Express in meters:-

- a) 2km = _____m
- b) 5km = _____m
- c) 4km = _____m
- d) 8km = _____m

Q.3. Express in kilometers:-

- a) 7000m = _____km
- b) 6000m = _____km
- c) 3000m = _____km
- d) 9000m = _____km

Q.4. Select the appropriate measuring tool and write in the blanks:-



- 1. The height of a door _____
- 2. A baby's weight _____
- 3. Around your waist _____
- 4. The weight of vegetables _____
- 5. The length of pants _____
- 6. How long a pencil is _____
- 7. How much a person weighs _____
- 8. The length of a sub sandwich _____
- 9. The distance around a ball _____
- 10. The length of a book _____

CLASS II
SUBJECT: HINDI

नीचे दिए गए वाक्यों से विशेषण शब्द लिखे -

वाक्य	 विशेषण शब्द
रमन बुद्धिमान लड़का है।	
किसान बहुत मेहनती होते है।	
इन फूलों का रंग गुलाबी हैं।	
यह इमारत सबसे ऊँची है।	
आम मीठा होता है।	
कक्षा में आज दस विद्यार्थी ही आए हैं।	
माँ ने पाँच किलो आम खरीदें।	
खरगोश तेज़ दौड़ता है।	

प्र० 2. कविता नाना जी की सीख की आठ पंक्तियाँ लिखिए :-

प्र० 3. मात्रा अभ्यास:-

1. क + आ =

2. ख + = खो

3. + ओ = गो

4. + ऐ = नै

5. ग + = गौ

6. छ + इ =

7. घ + ई =

8. त + = तु

9. + अं = सं

10. + ऊ = जू

11. ह + ऐ =

12. ज + = जी

13. + ओ = बो

14. + उ = लु

15. द + = दौ

16. य + आ =

17. प + इ =

18. ग + = गः

19. + ऊ = शू

20. + ए = दे

CLASS II
SUBJECT: E.V.S.

Q.1. Draw and colour a picture of Solar System and mention the name of planets.

Q.2. Read the vehicle names and write down in the correct box:-

Rocket Bus Ship Train Helicopter
Boat Truck Car Aeroplane Yatch

Air Transport



Land Transport



Water Transport



Q.3. Answer in one word:-

- We use different means of _____ to travel.
- Most vehicles run on _____.
- Name a vehicle that does not use fuel. _____
- The process of talking or writing to another person is called _____.
- _____ fuel gives less smoke while burning.
- We can write e-mails from the _____ using the internet.
- Which means of communication we use to talk to someone? _____
- The sharing of car ride by more than one person going to the same destination is called _____
- E- mail stands for _____.
- Write any one means of mass communication _____

CLASS II
SUBJECT: COMPUTER

Q.1. Write the names of 7 tools in M.S. Paint.

A.1.

Q.2. Write the name of 7 devices in which Artificial Intelligence (A.I.) is used. Also paste the pictures.